

ROOM THERMOSTAT


T6360

FEATURES

- Dual diaphragm temperature sensing element
- Suitable for surface or switch box mounting
- Heat anticipator for close temperature control
- 10 to 30°C setpoint range
- Change-over contact switching (cooling loads)
- Double insulated

OPTIONS

- Temperature setback model
- Tamper resistant model
- Model with indicator lamp
- Setting dial marked 1 to 5
- High current rated model
- Range stops



APPLICATION

The T6360 is a mains voltage Room Thermostat designed to give automatic temperature control of domestic wet central heating systems. It can be used to directly switch a circulating pump or boiler, or to operate spring return and motor open/motor close zone valves. The T6360 can switch electrical heating loads up to 10A.

The T6360 thermostat can also be used for cooling applications.


HEATING CONTROLS

Honeywell

Installation

The **T6360** thermostat must be located where it is not subjected to extraneous heat gains, direct sunlight or draughts.

Fixing screws are supplied for either surface or flush mounting box.



Ordering Specification

T6360B1028

Standard model complete with heat anticipator and RFI suppressor

T4360B1015

High current rated version with SPST switching and rated at 16A (resistive). Without heat anticipator

T6360B1069

As standard model but with tamper resistant cover and setting dial

T6360B1036

As standard model but with indicator lamp on front cover which is lit on a call for heat

T6360B1085

As standard model but with setting dial marked 1 to 5

T4360E1018

Model with temperature setback heater (fixed at 6°C) and SPST switching, complete with anticipator heater and RFI suppressor

F42007562-001

Accessory footprint for use when replacing T6060 thermostats

F42006646-001

Bag assembly containing 20 range stops and installation instructions

F42007110-001

Opaque tamperproof dial cover

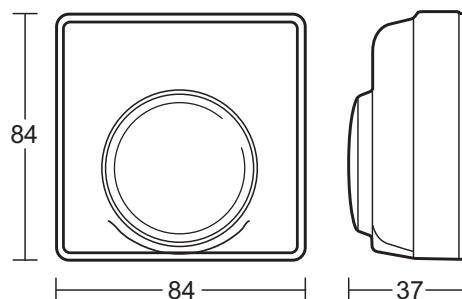
TG510A1001

Lockable, clear plastic thermostat cover. Backplate and spare keys inc

Specification

Voltage Rating	: 230VAC, +/-10%, 50...60Hz
Switch Rating	Terminal 3 : 10A resistive, 3A inductive
	Terminal 4 : 6A resistive, 2A inductive
Switch Type	: Single pole, double throw (SPDT)
Temperature Setting Range	: 10 to 30°C
Temperature Control Accuracy	: $\pm 0.5^{\circ}\text{C}$ at $3^{\circ}\text{K}/\text{hour}$ with anticipator
Storage Conditions	: -20 to 55°C
Humidity	: 10 to 90% RH, non-condensing
Standards	: CE marked
EC Directive	: EN60730-1 (1995), EN55014-1 (1997), EN55014-2 (1996)

Dimensions (mm)



Wiring

